

Supporting Information

Enhanced Photocatalytic Activity of Bi_3NbO_7 by Fabrication of $\text{CuBi}_2\text{O}_4/\text{Bi}_3\text{NbO}_7$ Heterojunction photocatalyst

Zhenkun Cheng, Dongbin Liu, Lihui Fan, Yanming Shen*

*Department of Chemical Engineering, Shenyang University of Chemical
Technology, Shenyang 110142*

Tables:

Table S1 The specific surface area, pore volume and pore size of photocatalysts

Catalyst	$S_{\text{BET}}/(\text{m}^2/\text{g})$	$V_{\text{m}}/(\text{cm}^3/\text{g})$	d/nm
CBO	4.25	0.03	31.53
CBO/BNO-5	10.67	0.13	50.05
CBO/BNO-10	8.32	0.12	57.80
CBO/BNO-15	11.14	0.10	38.96
CBO/BNO-20	12.95	0.13	41.14
BNO	14.48	0.16	43.00
CBO/BNO used	7.26	0.09	50.31

Table S2 The fitting results of the first-order kinetics model

Catalyst	k (min^{-1})	R^2
CBO	0.00432	0.97581
CBO/BNO-5	0.02055	0.97946
CBO/BNO-10	0.03515	0.97187
CBO/BNO-15	0.02768	0.96907
CBO/BNO-20	0.02118	0.97583
BNO	0.00951	0.99558

Figures:

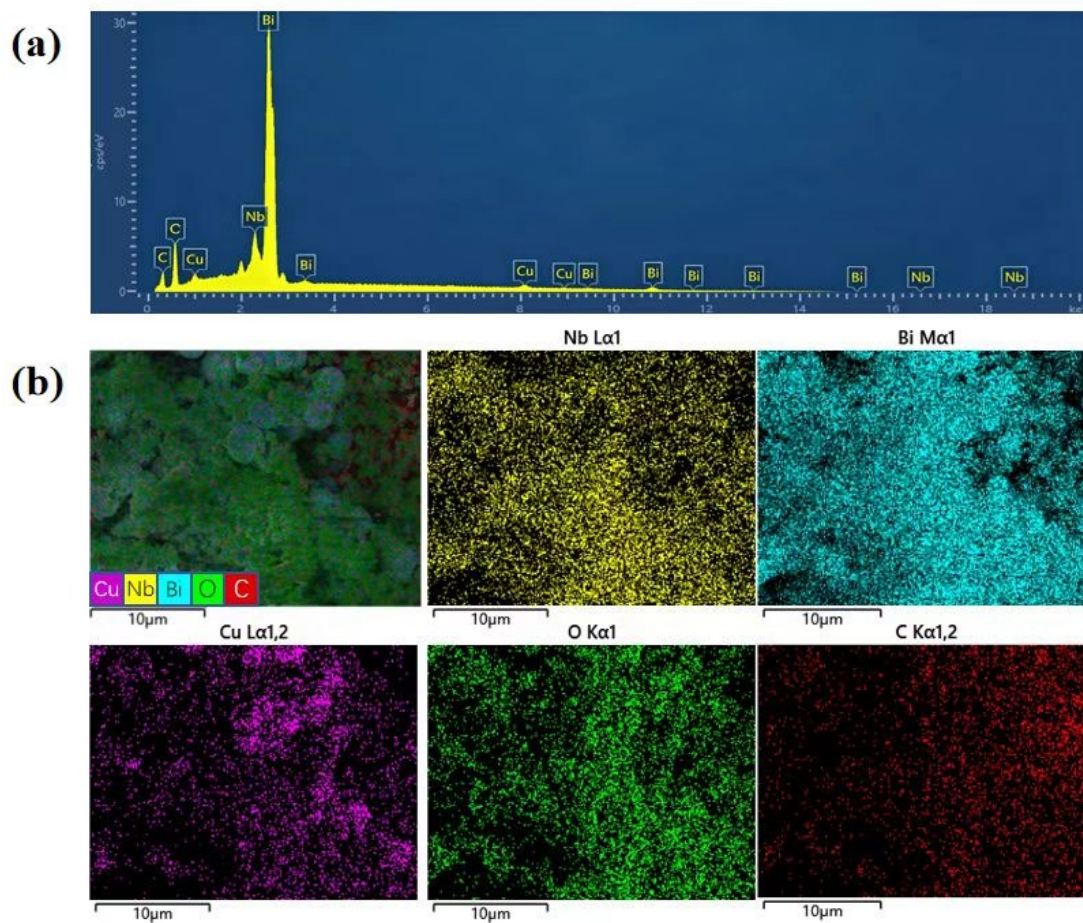


Fig.S1 EDX image of the CBO/BNO-10 composite (a) and elemental mapping of the corresponding local area (b)

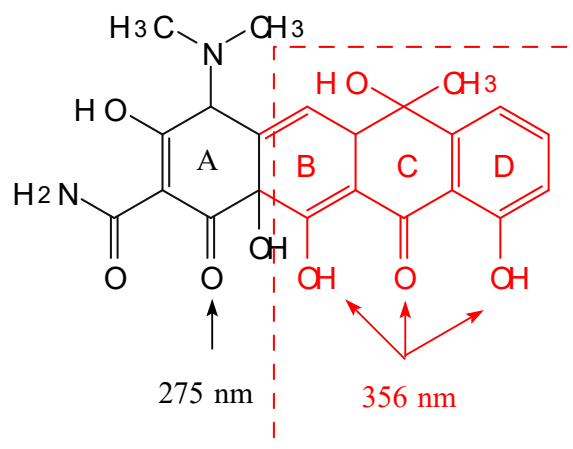


Fig. S2 The molecular structure of TC

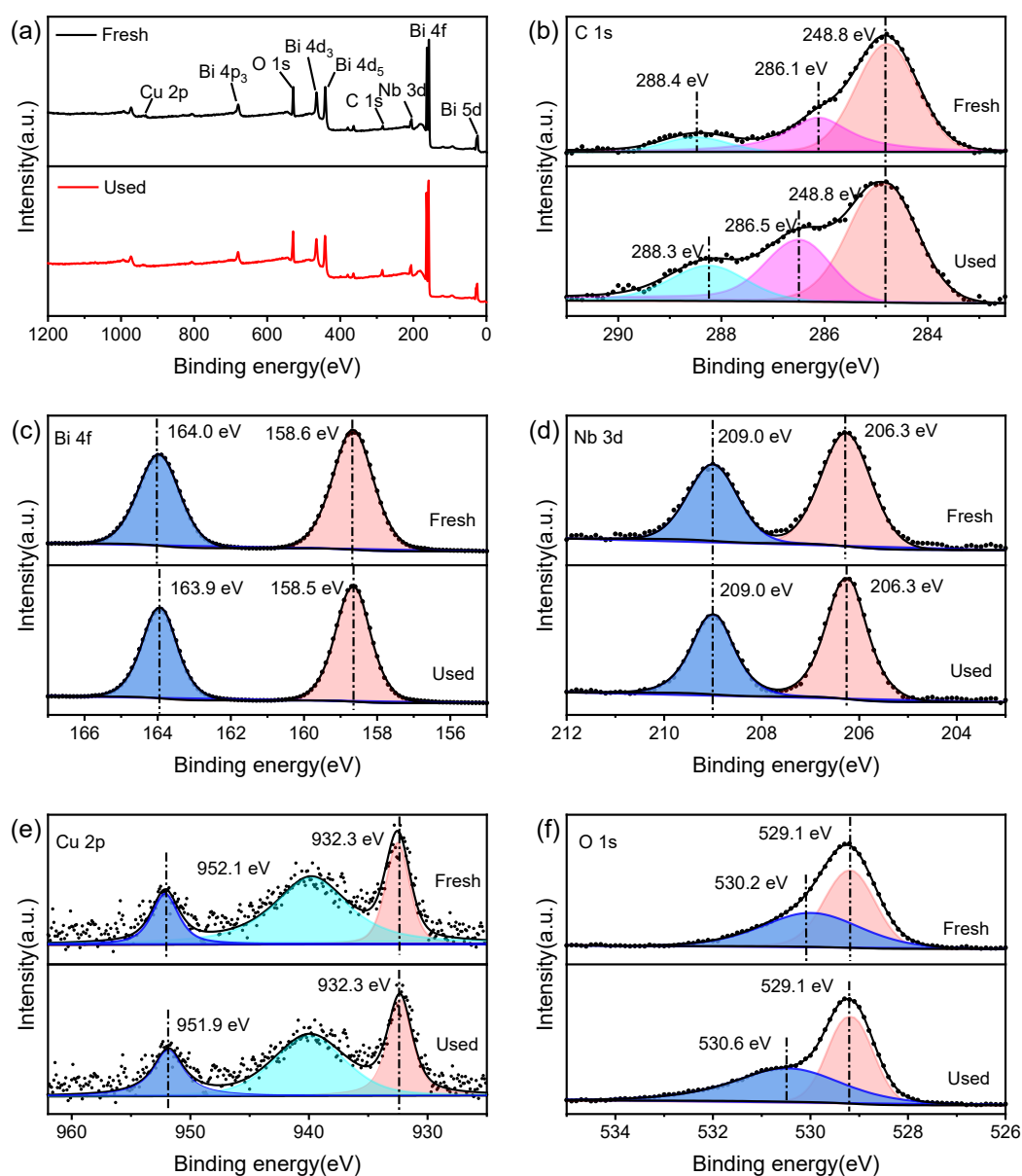


Fig.S3 XPS spectra of (a) survey, (b) C 1s; (c) Bi 4f; (d) Nb 3d; (e) Cu 2p; (f) O 1s of the fresh and used CBO/BNO-10.